



## Angmering Parish Neighbourhood Plan Survey 2012

The attached survey is **very important**; please complete it and send it back in the attached pre-paid envelope. Alternatively, the survey can be completed on-line at [www.surveymonkey.com/s/956NY3B](http://www.surveymonkey.com/s/956NY3B)

Community volunteers and Angmering Parish Council have been working together to produce a **Neighbourhood Plan**. Neighbourhood planning is a Government initiative designed to hand back power to local communities. The plan will influence the future of our Parish over the next 17 years. The results of this survey will be key in the production of the Neighbourhood Plan.

Your input into the project is vital. It is important to obtain your views on the future of our Parish, so please **complete & return this survey**.

The survey is split into the following sections and your views are sought on each, whether or not they directly affect you:

- **Household**
- **Housing Needs & Development**
- **Business & Employment**
- **Roads & Feeling Safe**
- **Sports, Leisure and Amenities**
- **Health**
- **Education**

The aim is to put together a plan that will lay down your aspirations for our community in the future. This survey represents an opportunity for you to contribute to the future of the Parish.

It might be helpful to define a few of the terms in the survey.

**Affordable Housing** – this covers a number of different types of housing provision including low-cost rented (sometimes called 'social'), low-cost purchase, equity-share purchase and various 'key-worker' arrangements.



## Angmering Parish Neighbourhood Plan Survey 2012

**Neighbourhood Development Plan** – made legal under the Localism Act 2011, this enables Communities to put together a plan that will become planning law in their areas, providing it fulfills a number of criteria and is approved by local referendum.

**Infrastructure** – this includes not just the usual concerns about highways, but also whether sewers are up to the job or whether water supplies will be compromised by development.

Every Parish resident, of any age, is entitled to complete this survey. If your household requires additional copies of the survey it can be filled in online at [www.surveymonkey.com/s/956NY3B](http://www.surveymonkey.com/s/956NY3B) Alternatively, please call into the Parish Council Office or phone on 01903 772124 to arrange for an additional copy to be sent to you.

|   |
|---|
| <p>The deadline for <b>completing &amp; returning</b> this survey is <b>Saturday June 30<sup>th</sup></b></p> |
|---|

*This survey is financed by the Government Front Runner Grant Scheme.*



## Angmering Parish Neighbourhood Plan Survey 2012

### Household

1. What is your postcode (*optional*):

2. How long has your household lived in the Parish? (*Please tick one box only*)

|                |  |                 |  |                  |  |              |  |
|----------------|--|-----------------|--|------------------|--|--------------|--|
| 0 – 5<br>years |  | 6 – 10<br>years |  | 11 – 20<br>years |  | 20+<br>years |  |
|----------------|--|-----------------|--|------------------|--|--------------|--|

3. How many people of each age group live in your home, including yourself?

|        |       |        |         |         |         |         |      |
|--------|-------|--------|---------|---------|---------|---------|------|
|        | 0 - 5 | 6 - 10 | 11 - 18 | 19 - 30 | 31 - 50 | 51 - 65 | 65 + |
| Male   |       |        |         |         |         |         |      |
| Female |       |        |         |         |         |         |      |

### Housing Needs and Development

4. Angmering Parish Council, through the Neighbourhood Development Plan, should influence the location and look of future development in the Parish. Do you:

|                |       |          |                   |
|----------------|-------|----------|-------------------|
| Strongly agree | Agree | Disagree | Strongly disagree |
|                |       |          |                   |

5. Housing developments should fulfill the local needs of the Parish only. Do you:

|                |       |          |                   |
|----------------|-------|----------|-------------------|
| Strongly agree | Agree | Disagree | Strongly disagree |
|                |       |          |                   |

6. Developments which would result in loss of existing amenities should not be permitted. Do you:

|                |       |          |                   |
|----------------|-------|----------|-------------------|
| Strongly agree | Agree | Disagree | Strongly disagree |
|                |       |          |                   |

7. What level of housing development would you support spread over the next 17 years?

|                         |  |
|-------------------------|--|
| Up to 100 new homes     |  |
| 100-250 new homes       |  |
| 250-500 new homes       |  |
| More than 500 new homes |  |

8. The number of housing units on individual development sites should not exceed:

|                 |  |
|-----------------|--|
| Up to 10 units  |  |
| Up to 50 units  |  |
| Up to 100 units |  |
| Unlimited       |  |

9. No development should be permitted on Greenfield sites. Do you:

|                |       |          |                   |
|----------------|-------|----------|-------------------|
| Strongly agree | Agree | Disagree | Strongly disagree |
|                |       |          |                   |

10. Housing developments should not impact adversely on existing employment within the Parish. Do you:

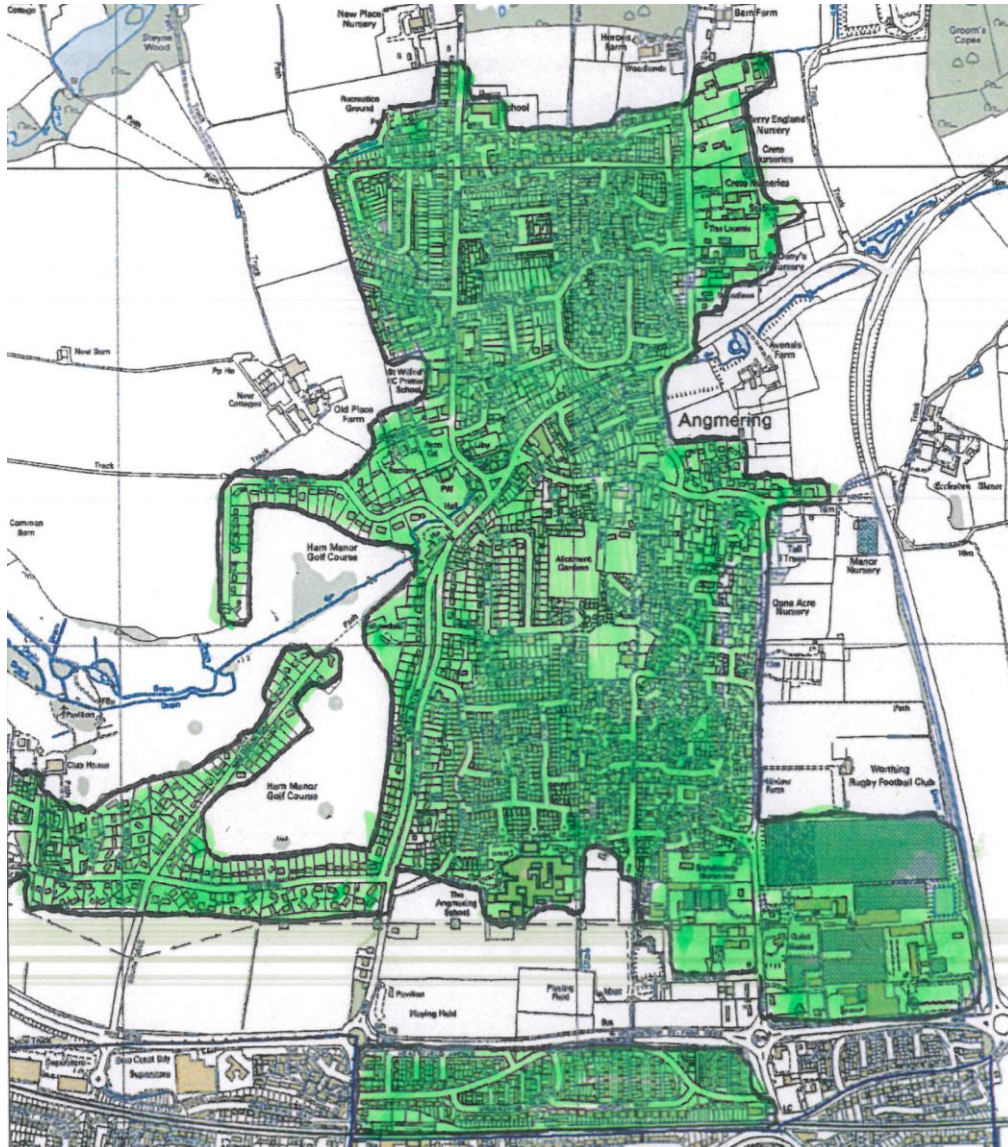
|                |       |          |                   |
|----------------|-------|----------|-------------------|
| Strongly agree | Agree | Disagree | Strongly disagree |
|                |       |          |                   |



## Angmering Parish Neighbourhood Plan Survey 2012

11. Would you support an extension of the existing built up area (*map below*) of the Parish:

|                                 | Yes | No | Don't know |
|---------------------------------|-----|----|------------|
| To provide open market housing  |     |    |            |
| To provide affordable housing   |     |    |            |
| Other ( <i>Please specify</i> ) |     |    |            |



12. Affordable housing should be created only to fulfill the local Parish needs. Do you:

| Strongly agree | Agree | Disagree | Strongly disagree |
|----------------|-------|----------|-------------------|
|                |       |          |                   |

13. Affordable housing should best be controlled by the local community. Do you:

| Strongly agree | Agree | Disagree | Strongly disagree |
|----------------|-------|----------|-------------------|
|                |       |          |                   |



## Angmering Parish Neighbourhood Plan Survey 2012

### Business and Employment Opportunities

14. Any new businesses in the Parish should seek to provide additional employment/self employment opportunities for local residents and/or the provision of a service needed by local residents. Do you:

|                |       |          |                   |
|----------------|-------|----------|-------------------|
| Strongly agree | Agree | Disagree | Strongly disagree |
|                |       |          |                   |

15. In your opinion, which of these factors in the village centre will facilitate the use of the shops, businesses and library? *(Please tick all that apply)*

|                                 | Village Shops | Businesses | Library |
|---------------------------------|---------------|------------|---------|
| Extra parking spaces            |               |            |         |
| Opening times                   |               |            |         |
| Maintaining a variety of shops  |               |            |         |
| Wheelchair and pushchair access |               |            |         |
| Other:                          |               |            |         |

16. The shops in the village centre should remain as retail outlets. Do you:

|                |       |          |                   |
|----------------|-------|----------|-------------------|
| Strongly agree | Agree | Disagree | Strongly disagree |
|                |       |          |                   |

17. Existing business sites that support local employment should be protected from future housing development. Do you:

|                |       |          |                   |
|----------------|-------|----------|-------------------|
| Strongly agree | Agree | Disagree | Strongly disagree |
|                |       |          |                   |

18. A proportion of rates paid by businesses in the Parish to Arun District Council should go to Angmering Parish Council towards the upkeep of the village. Do you:

|                |       |          |                   |
|----------------|-------|----------|-------------------|
| Strongly agree | Agree | Disagree | Strongly disagree |
|                |       |          |                   |

19. Would you support and patronise a community run farm producing local produce for the Parish?

|     |    |
|-----|----|
| Yes | No |
|     |    |

20. If yes to question 19, what type of produce would you like it to produce?

|  |
|--|
|  |
|--|

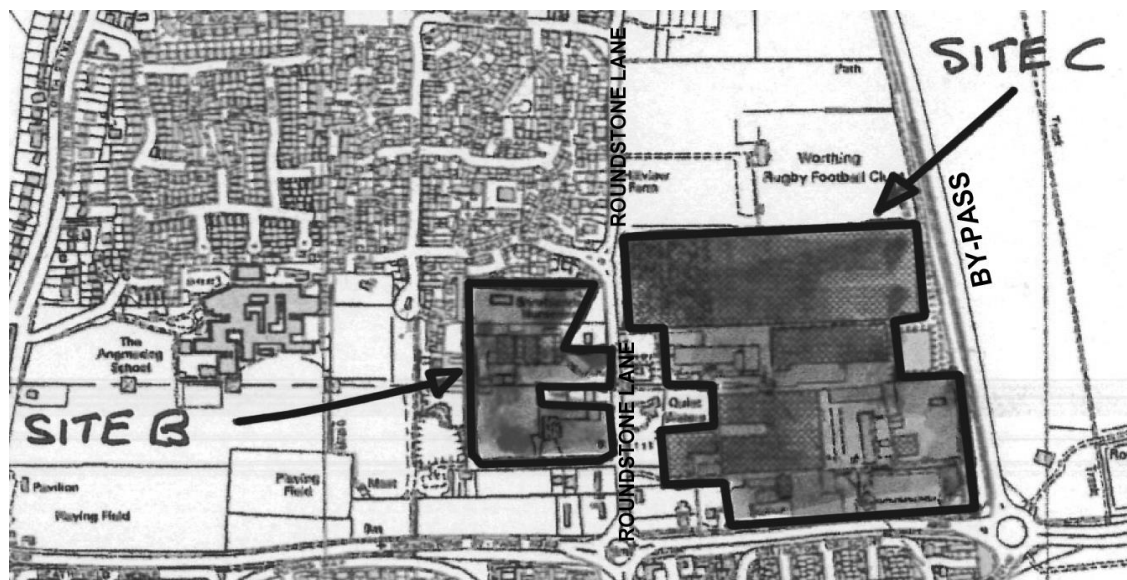
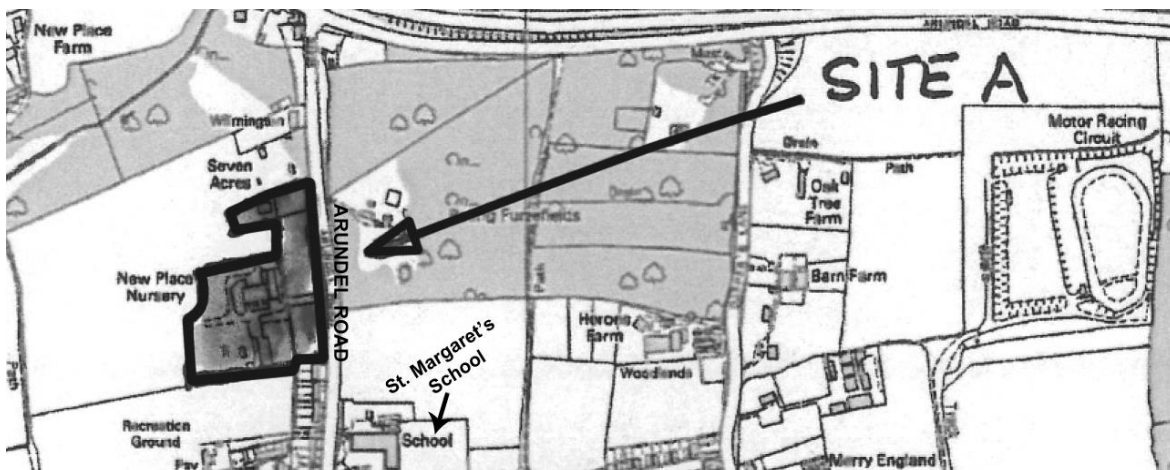




## Angmering Parish Neighbourhood Plan Survey 2012

21. Which of these existing commercial sites (*map below*) are suitable or not suitable for future business development and what are the reasons?

|   | Suitable | Not suitable | Reason |
|---|----------|--------------|--------|
| Site A                                    |          |              |        |
| Site B                                    |          |              |        |
| Site C                                    |          |              |        |
| Other ( <i>please write suggestion</i> ): |          |              |        |





## Angmering Parish Neighbourhood Plan Survey 2012

22. Which of these factors would benefit new business start-ups, small businesses and existing business? *(Please tick all that apply)*

|   | Business start ups | Small businesses | Existing businesses |
|---|--------------------|------------------|---------------------|
| Support from Angmering Business Association |                    |                  |                     |
| Low cost premises                           |                    |                  |                     |
| Business Hub providing services and advice  |                    |                  |                     |
| Meeting spaces                              |                    |                  |                     |

23. How many members of your household are: *(Please write number)*

| Retired | Employed | Self Employed | Seeking Employment | Not Seeking Employment |
|---------|----------|---------------|--------------------|------------------------|
|         |          |               |                    |                        |

24. Of those in employment, how many are employed within the Parish?

### Roads and Feeling Safe

25. Dualling the A259 between Station Road and the A280 Bypass is important for the future of the Parish. Do you:

| Strongly agree | Agree | Disagree | Strongly disagree |
|----------------|-------|----------|-------------------|
|                |       |          |                   |

26. Erecting 'village access only' and 'unsuitable for heavy goods' signs on roads leading to the village would help safety and congestion. Do you:

| Strongly agree | Agree | Disagree | Strongly disagree |
|----------------|-------|----------|-------------------|
|                |       |          |                   |

27. How far do you travel to work each day? *(Please tick applicable)*

| Under 1 mile | Between 1-5 miles | Between 5-10 miles | Between 10-20 miles | Over 20 miles | Not Applicable |
|--------------|-------------------|--------------------|---------------------|---------------|----------------|
|              |                   |                    |                     |               |                |

28. How do you travel to work? *(Please tick applicable)*

| Car | Train | Bus | Bicycle | Walk | Not Applicable |
|-----|-------|-----|---------|------|----------------|
|     |       |     |         |      |                |

29. Which roads in the Parish do you consider to be congested?

30. Are the public transport services adequate for the Parish?

|       | Yes | No | No Opinion |
|-------|-----|----|------------|
| Bus   |     |    |            |
| Train |     |    |            |



## Angmering Parish Neighbourhood Plan Survey 2012

**31.** Which traffic calming measures should be investigated and potentially implemented on the following roads to improve safety and reduce speeding in the Parish?

|                         | Speed indicator devices | Changed road layout to reduce speed e.g. Raised Tables/Traffic Islands | Speed cameras | Reduced speed limit | Other |
|-------------------------|-------------------------|--|---------------|---------------------|-------|
| High Street             |                         |  |               |                     |       |
| Arundel Road            |                         |  |               |                     |       |
| Roundstone Lane         |                         |  |               |                     |       |
| Station Road            |                         |  |               |                     |       |
| Water Lane              |                         |  |               |                     |       |
| Weavers Hill            |                         |  |               |                     |       |
| Downs Way               |                         |  |               |                     |       |
| Other residential roads |                         |  |               |                     |       |
| Other:                  |                         |  |               |                     |       |

**32.** Please rank on the importance of these issues on a scale of 1 – 5 (*1 being important and 5 being not important*)

|                                 | 1 | 2 | 3 | 4 | 5 |
|---------------------------------|---|---|---|---|---|
| Anti-social behaviour incidents |   |   |   |   |   |
| Anti-social parking             |   |   |   |   |   |
| Litter                          |   |   |   |   |   |
| Graffiti                        |   |   |   |   |   |
| Dog fouling                     |   |   |   |   |   |
| Other:                          |   |   |   |   |   |

**33.** To help minimise anti-social behaviour incidents, control litter, graffiti and dog fouling Parish funded (Council Tax) wardens should be given the authority to enforce bylaws. Do you:

| Strongly agree | Agree | Disagree | Strongly disagree |
|----------------|-------|----------|-------------------|
|                |       |          |                   |

**34.** How do you rate the following with regards to access, continuity and maintenance and safety for cyclists, pedestrians and horse riders?

|                       | Very satisfactory | Satisfactory | Not Satisfactory | Poor | Don't Know |
|-----------------------|-------------------|--------------|------------------|------|------------|
| Pavements             |                   |              |                  |      |            |
| Cycle tracks          |                   |              |                  |      |            |
| Bridleways            |                   |              |                  |      |            |
| Footpaths             |                   |              |                  |      |            |
| Safe routes to school |                   |              |                  |      |            |





## Angmering Parish Neighbourhood Plan Survey 2012

35. Improving a combination of the above would enhance access and safety to the wider area for example the South Downs National Park, Angmering Park and South of A259. Do you:

|                |       |          |                   |
|----------------|-------|----------|-------------------|
| Strongly agree | Agree | Disagree | Strongly disagree |
|                |       |          |                   |

### Sports, Leisure and Amenities

36. Are there any leisure/sport type facilities or other amenities not currently provided locally that you would like to see in the Parish?

|     |    |
|-----|----|
| Yes | No |
|     |    |

37. If yes to Q36, please give details:

|  |
|--|
|  |
|--|

38. Are there any leisure/sport facilities, either indoor or outdoor, that you would like to see provided specifically for the following age groups?

|               |  |
|---------------|--|
| Under 7 years |  |
| 7 - 11 years  |  |
| 12 -15 years  |  |
| 16 – 19 years |  |
| 20+ years     |  |
| 40+ years     |  |
| 60+ years     |  |

39. Would you like to see provision of some sort of affordable Community Transport in the Parish?

|     |    |
|-----|----|
| Yes | No |
|     |    |

40. Given the facilities currently available, which one age group do you think should be the Council's priority? *(Please tick one box only)*

|                      |                          |     |                          |
|----------------------|--------------------------|-----|--------------------------|
| Pre-School Provision | <input type="checkbox"/> | 20+ | <input type="checkbox"/> |
| 5 – 11 years         | <input type="checkbox"/> | 40+ | <input type="checkbox"/> |
| 12 – 15 years        | <input type="checkbox"/> | 60+ | <input type="checkbox"/> |
| 16 – 19 years        | <input type="checkbox"/> |     | <input type="checkbox"/> |

41. What kind of facilities would you like to see at the following places?

|   |  |
|---|--|
| Community Centre Green                      |  |
| Mayflower Park                              |  |
| Palmer Road / Decoy Drive Recreation Ground |  |



## Angmering Parish Neighbourhood Plan Survey 2012

42. How should new facilities be financed? *(Please tick all applicable)*

|                       |  |                       |  |
|-----------------------|--|-----------------------|--|
| Increased Council Tax |  | By Developers         |  |
| Grant Applications    |  | By Private Enterprise |  |
| Other Suggestions     |  |                       |  |

43. Would you like provision to be made for more Allotments in the Parish?

|     |    |
|-----|----|
| Yes | No |
|     |    |

44. Are you on the waiting list for an Allotment?

|     |    |
|-----|----|
| Yes | No |
|     |    |

### Health

45. Is your GP located in the Parish?

|     |    |
|-----|----|
| Yes | No |
|     |    |

46. When I make an appointment to see my GP, I am satisfied with the amount of time I have to wait for an appointment? Do you:

|                |       |          |                   |
|----------------|-------|----------|-------------------|
| Strongly agree | Agree | Disagree | Strongly disagree |
|                |       |          |                   |

47. What issues do you commonly face when attempting to access your GP?

|  |  |                                    |  |
|--|--|------------------------------------|--|
| Difficulties in obtaining appointments |  | Delays in obtaining appointments   |  |
| Inconvenient appointment times         |  | Not getting to see the same doctor |  |
| Transport to the Surgery               |  | Arranging home visits              |  |

48. Would you like to see a more active patient support group in the locality?

|     |    |            |
|-----|----|------------|
| Yes | No | No opinion |
|     |    |            |

49. I like to use alternative health services (NHS Direct etc) because they are readily available and immediate. Do you:

|                |       |          |                   |
|----------------|-------|----------|-------------------|
| Strongly agree | Agree | Disagree | Strongly disagree |
|                |       |          |                   |

50. Advice and information, financial and non-financial which I require for my medical condition is readily available to me. Do you:

|                |       |          |                   |
|----------------|-------|----------|-------------------|
| Strongly agree | Agree | Disagree | Strongly disagree |
|                |       |          |                   |



## Angmering Parish Neighbourhood Plan Survey 2012

**51.** How far do you travel to visit your Dentist?

|               |                   |                   |                   |
|---------------|-------------------|-------------------|-------------------|
| Under 2 miles | Between 2-5 miles | Between 5-8 miles | More than 8 miles |
|               |                   |                   |                   |

**52.** I am satisfied with the NHS dental provision in this area. Do you:

|                |       |          |                   |
|----------------|-------|----------|-------------------|
| Strongly agree | Agree | Disagree | Strongly disagree |
|                |       |          |                   |

**53.** I am satisfied with the amount of time I have to wait for a dental appointment. Do you:

|                |       |          |                   |
|----------------|-------|----------|-------------------|
| Strongly agree | Agree | Disagree | Strongly disagree |
|                |       |          |                   |

**54.** Please provide feedback on those ancillary health services which you have personally accessed or received. *(Please tick all that apply)*

| Service       | Outstanding | High quality | Acceptable | Poor quality |
|---------------|-------------|--------------|------------|--------------|
| Physiotherapy |             |              |            |              |
| Podiatry      |             |              |            |              |
| Ante-natal    |             |              |            |              |
| Baby care     |             |              |            |              |
| Dietary needs |             |              |            |              |
| Eye clinic    |             |              |            |              |
| Home visits   |             |              |            |              |

**55.** What other health services do you feel should be provided in the Parish? *(Please explain)*

.....  
 .....  
 .....

**56.** Overall I am satisfied with the provision of health services in the Parish. Do you:

|                |       |          |                   |
|----------------|-------|----------|-------------------|
| Strongly agree | Agree | Disagree | Strongly disagree |
|                |       |          |                   |

### Education

**57.** What issues affect pre-schools, schools and college in the Parish?

|                                      | Pre-schools | Primary | Secondary | Sixth Form/College |
|--------------------------------------|-------------|---------|-----------|--------------------|
| Parking and access                   |             |         |           |                    |
| Transport links                      |             |         |           |                    |
| Ageing buildings                     |             |         |           |                    |
| Poor facilities                      |             |         |           |                    |
| Shortage of space for playing fields |             |         |           |                    |
| Shortage of space for classrooms     |             |         |           |                    |

**58.** Should pre-school provision in the Parish be increased to meet the existing and future needs of the Parish?

|     |    |            |
|-----|----|------------|
| Yes | No | Don't Know |
|     |    |            |



## Angmering Parish Neighbourhood Plan Survey 2012

**59.** Should primary school provision in the Parish be increased to meet the existing and future needs of the Parish at the existing Primary school locations?

|     |    |            |
|-----|----|------------|
| Yes | No | Don't Know |
|     |    |            |

**OR**

If required should new facilities be provided in another area of the Parish?

|     |    |            |
|-----|----|------------|
| Yes | No | Don't Know |
|     |    |            |

**60.** What barriers do you face when attempting to access educational or vocational training in Angmering Parish?

|   |  |
|---|--|
| Lack of appropriate courses             |  |
| Cost of courses                         |  |
| Location of courses                     |  |
| Convenience (time/frequency) of courses |  |
| Lack of transport                       |  |
| Not applicable                          |  |

**61.** Would you like to see employers and businesses in the Parish offer more work experience and apprenticeships for students and young people?

|     |    |            |
|-----|----|------------|
| Yes | No | Don't know |
|     |    |            |

**62.** If you own or work in a business located within the Parish would you consider offering apprenticeships or work placements for students and young people?

|     |    |          |            |
|-----|----|----------|------------|
| Yes | No | Possibly | Don't know |
|     |    |          |            |

If yes, please give details here:

**63.** Is the provision for Special Educational Needs catered for adequately in the Parish?

|     |    |            |
|-----|----|------------|
| Yes | No | Don't know |
|     |    |            |